



Roseburn Primary - P1 HOME LEARNING GRID – 15th February 2021

Issued: Monday 15th February 2021

This week, we will be exploring activities based around the story of 'The Runaway Iceberg'. This Home Learning Grid will support learning for 1 week and will be supplemented with additional resources, as appropriate. Please note this is only guidance and should be adapted/ completed as appropriate to your home family circumstances. The children are invited to share their activities, via Online Journals or Teams.

Maths: Numeracy

Intended learning:

We are learning a variety of ways of counting to support understanding of money.

- Songs to support counting with money:

[Counting in 2s](#)

[Counting in 5s](#)

[Counting in 10s](#)



- This parent booklet gives suggested outdoor money activities (scroll to P1):

[Money Outdoor Activities](#)

- Reminder of extra resources to support number work:

[February Maths Calendar](#)

[P1 Numeracy Home Learning Wall](#)

➤ Pop to the Shops

Encourage children to participate in 'shop play' e.g. labelling items around the house and handing over the correct coins to pay for each item

Maths: Money

Intended learning:

We will be learning to recognise a range of coins and understand how money is used.

- Watch the [Coin Identification](#) video. Use your whiteboard to organise and label some coins



- Listen to [Money Song](#):
- Which coins show the same amount as a 2p/5p/10p coin?
- Which coins can you use to make 3p/7p/9p etc.?

➤ [Money Topmarks Games](#)

- **TJ Money Booklet A10** – we will direct you to pages on daily SWAYS



Literacy: Phonics & Handwriting

Intended learning:

We are learning the **wh** sound this week.

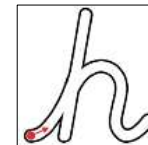


[Introducing wh](#)

Daily SWAYs will take you to video links and to intended learning.

- Please continue to practise [Block 2 Tricky Words](#)

- In handwriting, we will practise the letter – **h**



[P1 Initial Sounds Book](#)

Look at the formation, say the rhyme and practise writing in in your blue jotters. Can you think of two things that start with the letter -h? Draw them in your jotters.

Literacy: Reading

Intended learning:

We are learning to point to and hear each separate word.

Your child will be set a reading book from [Oxford Owl](#) to use for the whole week. Please check the reading book your child has been reading this last week. Outlined below is the book you should now search for week beginning 1st February:

- If you have just been reading *Big Feet* – Try **The Dragon Balloon**

- If you have just been reading *Dad Can You Do This?* – Try **Ant and the Baby**

- If you have just been reading *Silver Foil Rocket* – try **By the Stream**






Literacy: Writing

Intended learning:

We are learning to write descriptively and imaginatively.

Gaspar and Rossi are explorers who had a very chilly adventure. Listen to the story:

[The Runaway Iceberg](#)



Can you put your explorer's hat on and go on an Arctic Adventure? Think about how you would travel there and what animals might you meet?



More details will follow on Wednesday's Sway, including a WAGOLL (What A Good One Looks Like)

Here is Our Learning Intention and our [Success Criteria](#)



Literacy: Listening and Talking

Intended learning:

We are learning to gather information through listening.



Listen to an adult reading the story of [The Runaway Iceberg](#)



Talk Time!

- ★ What are Gaspar and Rossi?
- ★ What do Gaspar and Rossi float on?
- ★ What doesn't Gaspar like doing?
- ★ Who uses their tail to smash the ice?
- ★ How does Gaspar feel at the end of the story?

Can you [retell the story](#) using these pictures to help?

Can you put the pictures from the story into the correct order?

[Story Sequencing](#)



Modern Language: French

Intended learning:

We are learning to say basic French vocabulary for the weather

[French Weather Phrases](#)



Health & Wellbeing

Intended learning:

We are learning to understand that there is only one me, that I am special and that I have lots of different strengths

Building Resilience: Respect Yourself

Draw a self-portrait of yourself in a circle. Surround the circle with petals. In each petal write something about yourself

- Get your bodies moving! Join Joe Wicks (Mon, Wed, Fri @ 9am)
- [Cosmic Kids Pedro the Penguin Yoga](#)
- We love this Brain Break Action Song for practising our Left and Right: [The Learning Station Penguin Song](#)



Rights Respecting Schools:

[Articles 20 and 25](#)

Children unable to live with their families and a review of care



Topic: Birds and their Habitats

Intended learning:

We are learning to find out about Antarctic animals and share my information with others.

Explore Antarctica with these video clips:

- [Let's Explore Antarctica BBC Bitesize](#)
- [Antarctica National Geographic Kids](#)


Antarctica Animal Fact File:

There are lots of fascinating creatures that call the continent of Antarctica home. Choose one animal from the Antarctica and create a fact file on this animal. You can use the [Antarctic Animals PowerPoint slides](#) link to support your research.

Your Antarctica Animal Fact file should include:

1. A **Title**
2. At least **3 facts** (e.g. a description, diet, their young, interesting fact etc.)
3. At least **1 picture**

[Antarctic Animals Fact File Examples](#)

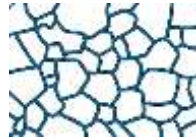


Expressive Arts: Art

Intended learning:

We are learning to use different techniques to create texture.

[Antarctic Collage](#)



[Fingerprint Penguin Craft](#)



Expressive Arts: Drama

Intended learning:

We are learning to use actions and sounds to act out an animal

Play a game of charades and take turns guessing the polar animal.

Expressive Arts: Music

Intended learning:

We are learning to create actions to sing along to songs.

Can you learn this song? Can you create your own actions?

[I'm a little Penguin](#) (sing to the tune of 'I'm a Little Teapot')

*I'm a little penguin,
Black and white.
Stout and fluffy,
What a sight!
I can't really fly,
But love to swim.
To the water,
And dive right in!*

Technology: Food

Intended learning:

We are learning simple food preparation techniques

Try this super tasty recipe for frozen penguins!

[Banana Penguins](#)



[Frozen Fruity Yoghurt Bites](#)



Alternatively – chop, freeze and skewer!



Science: Processes of the Planet

Intended learning:

We are learning to identify 3 main states of water through investigation and experiments

An introduction to [Snow Ice and Water](#)



Science Experiments:

[Can You Make Ice Grow?](#)

What happens when you pour icy cold water over ice cubes?

[Melt the Ice Experiment](#)

Can you work out the quickest way to melt an ice cube?

[Sticky Ice Experiment](#)

Investigate why salt is referred to as 'magic powder' in this sticky ice science experiment

[Science with Ice](#)

Can you rescue a plastic toy from ice?





Roseburn Primary - P1 HOME LEARNING GRID – 15th February 2021

--	--	--	--