



# Roseburn Primary - P1 HOME LEARNING GRID – 18<sup>th</sup> January 2021

This week is Scots week, so there is a strong focus on Scots language, characters and places.

This School Closure Home Learning Grid will support learning for 1 week and will be supplemented with additional resources, as appropriate. Please note this is only guidance and should be adapted/ completed as appropriate to your home family circumstances. There will be daily communication via Sway with additional guidance for daily activities on Teams, including numeracy, phonics and writing. The children are invited to share their activities, via Online Journals or Teams.

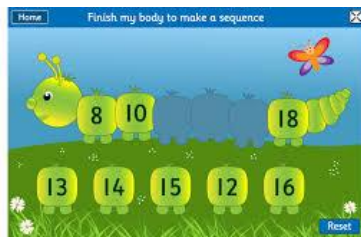
## Maths: Numeracy

### Intended learning:


We are learning to organise and order numbers.

Play 'Caterpillar Ordering' on Topmarks:

[Caterpillar ordering](#)



Throughout the week, we will set work from our TJ books. Please check daily Sways for further details.



## Maths: Weight

### Intended learning:

We are learning to estimate, compare sizes and use scales.

In the Post Office in Struay, all parcels need to be weighed in order to put the correct postage.

Try activities that encourage your child to compare and describe weights. USING LANGUAGE LIKE LIGHTER, HEAVIER, SMALLER, BIGGER:

- Can you find 5 toys and arrange them in weight order?
- What might be heavier – an apple or a potato?
- What weighing equipment do you use when baking?

Topmarks Game - Comparing length and height:

[Let's Compare](#)



## Literacy: Phonics & Handwriting

### Intended learning:

We are learning the **sh** sound this week.



[Introducing sh](#)

Daily SWAYs will take you to video links and to intended learning.

Tricky Words - we will revise Block 2

[Tricky Words Block 2](#)

In handwriting, we will practise the letter – r :

[P1 Initial Sounds Book](#)

Look at the formation, say the rhyme and practise writing in in your blue jotters. Can you think of two things that start with the letter r? Draw them in your jotters.

## Literacy: Reading

### Intended learning:

We are learning to read poetry.

This week we will be looking at the poem *My Doggie* and *Mince and Tatties* by JK Annand.


### Mince and Tatties

I dinna like hail tatties  
Pit on my plate o mince  
For when I tak my denner  
I eat them baith at yince.

Sae mash and mix the tatties  
Wi mince into the mashin,  
And sic a tasty denner  
Will aye be voted 'Smashin!

[My Doggie by JK Annand](#)

Try learning and reciting these poems. We would love to see a video!



For reading we will be directing you to Oxford Owl on Monday. Please check Monday's sway for further details.



# Roseburn Primary - P1 HOME LEARNING GRID – 18<sup>th</sup> January 2021

## Literacy: Writing

### Intended learning:

We are learning to write descriptively about a character.

This week you should write about the character of Katie Morag. More details will follow on Wednesday's Sway, including a WAGOLL (what a good one looks like)

Talk to an adult about her. What colour is her hair, what is she wearing.

Draw a detailed picture of her.

Here is our Our Learning Intention and our Success Criteria.

### [Katie Morag Writing Task](#)



## Literacy: Listening and Talking

### Intended learning:

We are learning to gather information through listening.

In the Scots language – we have some different words for animals.

Can you see how many you can find?

This little clip gives some – can you find out any more?

### [Scots language](#)



## Modern Language: French

### Intended learning:

We are learning to say basic French greetings.

### [French Greetings Sing Along](#)



## Health & Wellbeing

### Intended learning:

We are learning to talk about our feelings.

In the story of Katie Morag and the Tiresome Ted, Katie experiences lots of emotions.

Listen to the story:

### [Katie Morag and The Tiresome Ted Story](#)

Have you ever felt like this?

What would you do if you had?





# Roseburn Primary - P1 HOME LEARNING GRID – 18<sup>th</sup> January 2021

## Topic: Katie Morag

### Intended learning:

We are learning about Maps and the Island of Struay

We use maps all the time. They are very important. They teach us about the world by showing shapes, sizes and locations.

Katie Morag lives on the Island of Struay. Listen to this clip and hear Katie talking all about the Island and all the residents.

[The Isle of Struay](#)

Make your own map. You could draw it, use junk or any media you may have in the house.



## Expressive Arts: Art

### Intended learning:

We are learning to recognise colour, line and shape and pattern.

We love to wear kilts on lots of different occasions. Katie wears hers every day!

Here is an activity to make her one.

[Katie Morag Kilt](#)

Perhaps you would like to practice designing your own tartan.

[Design your own tartan](#)



## Technology: Food

### Intended learning:

We are learning simple food preparation techniques.

This week's skill is **mixing**. You could try squeezing some porridge. What do you like – sweet or savoury?

[Simple porridge](#)

## Technology: Craft

### Intended learning:

We are learning to demonstrate simple techniques with textiles

Create your very own bagpipes!

[Make your own bagpipes](#)



## RME

### Intended learning:

We are learning to become aware of the importance of celebrations and customs in different world religions.

This week in line with Scots Week we are looking at Burns Night.

[What is Burns Night?](#)



[Who was Robert Burns](#)

